

INTERFERENCE

The Newsletter of the San Gabriel Valley Radio Control League

Volume 49 - Issue 3

Celebrating 49 Years of RC Aircraft Modeling

March 2011

News and Notes



President's *Time for the Annual Club Auction* Message

It seems like just yesterday I was cleaning out the hanger. As I sorted and cleaned I couldn't believe all the stuff I found. Some might even say I found gold. You know the old saying; one man's junk is another man's treasure. One thing about this annual Auction is that my garage gets a good cleaning.

Please be advised that this month's meeting will take place on March 22, 2011 at the El Monte Airport as usual. All participants, buyers and sellers may start registering at 6:30 pm. We will be starting promptly at 7:30 pm and continue until all items are bid on. Sellers can bring new, used or already built and flown airplanes as well as half built projects, including tools, materials and any other related items that you want to sell. This auction is guaranteed to have lots of stuff so don't forget to bring lots of money. It is open to all members and non-members so feel free to bring or tell a friend.

At our February meeting we had the pleasure of having what I feel was one of the best guest speakers yet. Our guest speaker was Joe Bok from Aero Telemetry. For those of you who don't know Joe, he and his company are the ones responsible for building the airplanes that were seen in the Movie "The Aviator". He shared a quick trailer on how the airplanes were built and flown. Then he opened up the floor up for questions and answers. Of course after the meeting I had to go home and watch the movie. I must say I look at this Movie now in a whole new light. For you Club Members that weren't able to attend, you truly missed out on a great guest speaker.

Some of you may know that I was able to take a long weekend trip to Atlanta Georgia. "Atlanta Georgia?" You might ask. Why? Well why not; I had a free airline ticket that had to be used. My wife and I left on Friday and came back on Monday. You would not believe what happened in between. The good, bad and the cold and wet just to give you the short version. When we arrived in Atlanta to our surprise and amazement this place is huge. I was blown away. Ever hear of taking a train to get your luggage? Well this airport was so big you had to take a small train, (metro link type) from the gate to the baggage claim. And then a monorail to get the rental car. What a trip.

Contents and Contributors

President's Message - by Paul Timpano	1
Ken's Pen - by Ken Meade	2
November Float Fly by Paul Moren	3
Annual Auction - Editor	4
Poker Fly - ParkzoneT28 Racing Rules & Course - Jim Riccio	5

Our trip started with picking out the wrong rental car in this huge parking structure, and getting lost before we even found the Hotel. We were looking for a huge Hotel in the middle of all the skyscrapers downtown only to find out that our Hotel was only 11 stories
Continued at President's on page 2

President's continued from page 1

high and we missed it and drove around the blocks several times before we found it. The parking was \$29 a night so we choose to park at an alternative parking lot for \$5 a night. So says the valet attendant. Saturday was cold and wet and my wife just wanted to have a beautiful view so she asked if we could move to a room higher in the hotel with a view. Of course anything to keep the wife happy. So she made arrangements to move. I went to get the car so we could go site seeing only to find the car booted. Booted? Have you ever seen parking wars? Well I lived it. The Valet forgot to mention or maybe didn't know that by 9:00am we needed to pay again for parking and by now it is 2:00pm. So after finally getting the boot off and 75.00 later, we were in no mood to go anywhere. We went up to our nice new room and took a nap.

Sunday started off a lot better than Saturday. We had a great buffet upstairs and ventured out into Atlanta to see one of the big tourist attractions. The Coca Cola Museum was on the list. Wow that was cool. We were able to try 106 different kinds of Coca Cola products from all over the world. The worst one was Beverly. This coke was made and served in Italy. Can you say gag me? I found myself standing there for quite a while just watching people try it and laughing my ... off. You got it right?

Raydeen and I went out to try some real southern food. We went to a little place called Mary Mac's Tea Room. Country fried steak, pork chops, fried green tomatoes, potato pancakes, spiced apples, peach cobbler, and banana bread pudding and yes let's not forget the Pot lick soup. What a meal. We both enjoyed it and cleaned our plates. Monday was check out and we still wanted to see more of Atlanta. So off we went to Stone Mountain, a beautiful park known for its granite rock carvings and its first civilization of white settlers in 1821. This became a granite quarry in about 1845. It had lots of old buildings and plantations still there. The most unique things were the carvings. There is a Memorial carving on the Granite Rock of three Southern Hero's of the Civil War riding their horses. Wow what a sight. I have pictures. We took a ride to the top of this Rock in a sky ride lift. We found it to be too hard to walk the mile up to the top. We even found out this darn Rock went 10 miles deep into the earth. We had lunch by Howell Lake and then off to the airport to come home. This will definitely be a trip I will never forget.

See you there,

Paul Timpano



Ken's
Pen

Built to Last?

A new electric foam ARF model design showed up at the field. Yes, another one. Or haven't you noticed that the number of different ones available now in the small scale sizes is awesome? The owner let me pick up this little 18 inch WW2

Mosquito and admired its smooth and apparent fairly accurate lines. Really neat! It was easily identifiable design, looking like a shrunk version of the real thing. A nice paint job and markings made it like something you would hang up on the ceiling to admire! With twin counter rotating props, nice spinners, under cambered wing, lots of down thrust, the Mosquito flew pretty darn good considering that wing. This was not a display only model! But it sure could be! It's only been a few weeks since the previous new model had showed up at the field. It was also a WW2 model on a little larger scale, very neatly done. A Grumman Hellcat I believe. Today there was yet another new WW2 design - nicely done as usual and I don't even remember what it was!

Then I wandered down to the center of the pit area and noticed a small crowd admiring a F14, maybe 36 or 40 inch wingspan and fuse length. Almost all the visible large parts were cast foam finished in what appears to be scale colors. Gosh! Another designing marvel! Power was an all foam twin duct fan electric. The first thing you notice when it's upside down is the twin jet exhaust's in the back had servo control arms controlling the two scale like exhaust deflectors! Variable exhaust ducting! Just what every jet model needs! It was upside down on the soft grass because the owner was "tweaking" it's retract sequencing.

Continued at Ken's Pen on page 3

Ken's Pen *continued from page 2*

This very scale appearing Tricycle gear moved slowly up and down. It included "doors" that opened and closed automatically as the owner adjusted all the action. Each of the three landing legs obviously had their own geared servo. Quickly counting visible servo controlled surfaces, 2 on the exhaust, 3 on the retracts, 2 on the flaps - yes it had flaps of course - 2 on the twin rudders, 2 on the elevators, 2 on the ailerons. Wait a minute! Let me get my calculator out. Gee! 14 servos! All on one small foam model - plus dual motors, controllers and needed battery power systems.

Even for a million bucks I couldn't build that model myself, or any of the others for that matter! All my old fashion (However bad!) skills developed over the years has been replaced with inexpensive fragile, painted, cast beer cooler foam and industrial craftsmanship. I use to smile when I saw a foam kids "glider" designed for little 6 year old kids to toss around. Now I blink bug eyed when seeing a new foam model meant for us older kids with money. You don't have to build crap - and they are sure attractive.

I asked the owner "Where do you buy it"? Geeze! I can't help myself!

One advantage my old wood and film "flying duty" models have over foam. And it's a big one in my mind as I currently own two of them that I fly - when energetic. Both are old wood and film ARFs. EZs I believe, probably from Hobby People when it was called Hobby Shack. There 20 years old at least, patched as needed and hanging in there. Of course they are much larger than all the foam electric stuff around today and greasy powered. Real built up aircraft models. Not toys. Do you hear me? NOT TOYS!

In 5 years from now I'll bet you a jillion bucks every one of the foam models flying at Whittier today, won't be flying in five years. They will go where tired looking beat up or irreparably broken old beer coolers go. Foam is neat, fast to make and inexpensive. But durable it's not.

What will happen to my 2 greasy wood and film ugly beat up old junk? After 20 years will they take 5 more of beating up the sky? Of course! They most likely will still be flying while more new designs of very pretty, small-scale aircraft show up every week. And you will be able to buy big piles of tiny slightly used servos out on the grass with "For Sale Cheap" signs on them.

OK, it's time to put down my new foamy and fly my old greasy junk. C'ya -

73 (Best Regards) WA6IVD

Ken

.....

March Float Fly - Monday, March 14, 2011

Well I got there late, 10:00 a.m., looks like Paul #2 got the flying going and Felix opened the gate, everybody was having a good time, things were running smoothly until we had a mid-air and lost one airplane. That's the first time in three years, but it shows it can happen . . . so let's remember that rotation is always left to right.

Some other rules to remember are that we borrow the boat dock from NAMBA and it is a privilege to fly off water at Legg Lake (Thanks Park). Also, parking inside the gate is for handicapped stickers only; for others it's unload only and then park your vehicle outside the.

Most of the pilots share lunch and we have a good time. After you have three visits to the float fly, which has no fee, we would like to have you as a club member. Forms are available on the San Gabriel Valley RC League web site. As a famous float flier once said, "Enough for now."

Continued at Float Fly on page 4

Note Worthy

Put another candle on
the cakes of these

Birthdays Pilots

Kenneth Huynh	1
Rudy Resch	6
Henry Arance	10
Lonnie Locher	12
Donald Nelson	12
Jeff Garrett	22
Joe Ballasch	22
Bob Chase	23

New Members

Angel Gracia
Matt Sams
Monte Ross

Float Fly *continued from page 3*

But anyway we had 14 pilots, lots of spectators. As for lunch, Rudy brought the hamburgers, Phil the chili, potato salad was by Bob, and we finished lunch off with brownies by Jay. It's a very special four hours once a month. Thank you Park. Remember "Airplanes fly better off water."

"We Love the Park!"

Paul J. Moren

SGVRCL Annual Public Auction

When: Tuesday March 22 the

**Where: El Monte Airport Administration Building
4233 N. Santa Anita Ave. El Monte, CA**

Open to club members and the public

Buyers and sellers can begin registering as buyers or sellers beginning at 6:30 PM. - **Registration will be closed PROMPTLY at 7:30 PM.**

Auction starts at 7:30 PM and ends when everything has been bid for.

Sellers will get to take home 90% of the price paid for their in cash. SGVRCL keeps the remaining 10% which will go into our runway fund.



LNR Toys
Radio Controlled
Richard Correa
(562) 242-8071
<http://shop.ebay.com/merchant/LNRtoys>

R/C PLANES / CARS / HELIS / & BOATS

ROBIN'S HOBBYS
1844 W. Glenoaks Blvd.
Glendale, CA 91201
Mon Thru Sat 10AM - 7PM

Bus (818) 240-2093
Fax (818) 240-0815
www.robinsracingworld.com



Pegasus HOBBIES
CARS • PLANES • HELICOPTERS
JETS • GAS CARS • BOATS • MODELS
TRAINS • COMICS • GAMES • CARDS • KITES

909-982-6507 (GAMES & COMICS) 909-931-4872
5515 Moreno Blvd.
Montclair, CA 91763
www.pegasushobbies.com
Sun noon-5 / M-F 11-7 / Sat 10-6
HOBBY SUPERSTORE Open 7 Days



COVINA HOBBY CENTER
Simply Everything for...
Radio Control - Planes, Cars, Boats, Gliders, Free Flight
U-Control, Plastics, Military, Rockets, Trains HO,N
Acc, Futaba, Airtronics, Sig, OS, Super Tiger, Monokote, DuBro, Xacto
140 North Citrus, Covina, CA 91723
Telephone: 626-331-1910
Mon-Thur: 11-6 Fri: 11-7:30 Sat: 11-6 Sun: 11-4

Poker Fly - April 2, 2011

Part of the April 2, 2011 Poker Fly will be Parkzone T-28 Racing

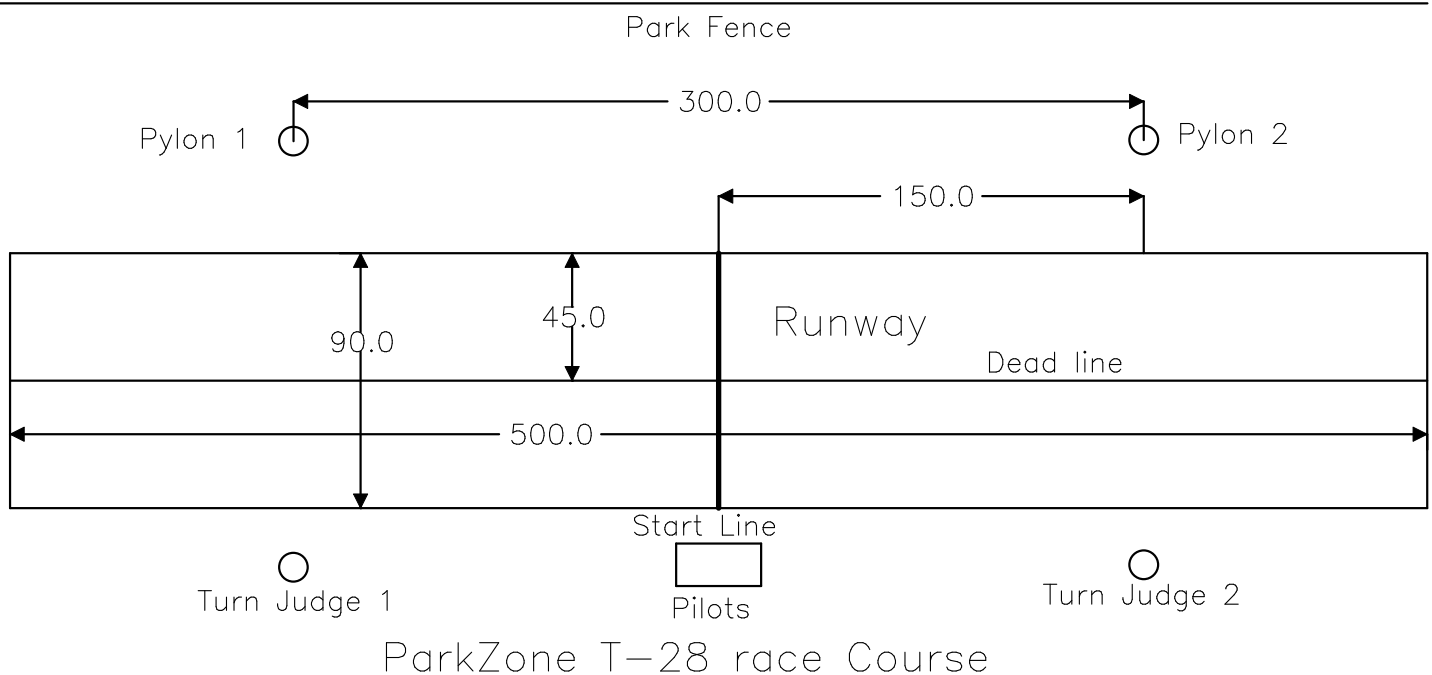
Here are the rules for the Parkzone T-28 racing event.

- 1) The T-28 to be used for these races is a STOCK Parkzone T-28 Trojan.
- 2) Wingspan is 44in. The length is 36 in.
- 3) Motor is 480 outrunner Brushless .
- 4) Speed controller 25- Amp Brushless ESC.
- 5) Prop is the stock prop that comes with the Parkzone T-28 91/2 X 71/2.
- 6) Battery is any 3 cell Lipo or smaller.

It is preferred you use a 2.4 GHZ radio. This way heats can be set up with any combination of the planes entered.

Entry fee is \$10.00, the winner gets 25% of the entry fees.

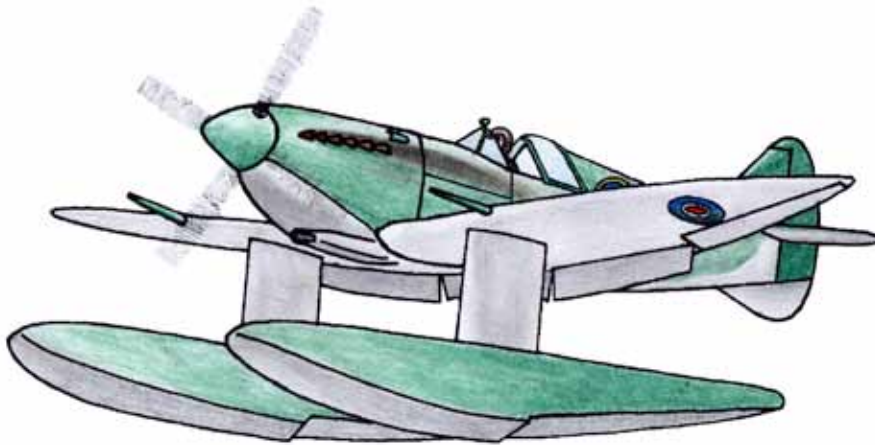
Thanks to the Chino Valley Model Aviators from Arizona for their article in the Feb. 2011 Model Aviation publication. We will be use their course and rules. *(See the following course diagram.)*



The heats will be intermixed within the Poker Fly. We will run as many heats as can be worked in. Come ready to fly your T-28, as the heats may come close together.

Jim Riccio, CD

The following is from Paul Moren. Another opportunity for you float flyers!



NO WHEELS

Ventura County Comets' FUN FLOAT FLY!

16 & 17 April, 2011

Entry Fee: \$15.00 (No Pre-registration)

Hosted by:

Lake Casitas Recreation Area

And

The Ventura County Comets

There Will Be A Great Raffle!

***Your Original A.M.A. MEMBERSHIP Card is REQUIRED ,
no copies, please .***

No helicopters, no flight training!

- AMA Sanctioned Event
- RV Parking at the Flying Site
(No Hookups at the Flying Site)
- Hookups in Camping Areas with Reservation
by calling 805-649-1122
- Adjacent Picnic Areas
- 10 years or older in the pit area
- Great Spectator Viewing Access
- Food and Drink Available
- Plenty of fun

Need More Info? Call:

George Boston, C.D. 805 750-0901 OR 805 646-6992 OR Ken Marsh 805-646-1962

Hobby People®

www.hobbypeople.net

DISCOUNT HOBBY STORES

March 2011
 Club Newsletter
 Specials
 Valid in stores only.
 Not valid on line.

Stores Near You!

- See *and* touch
- Expert help!

Hobby People:

DISCOUNT HOBBY STORES

CALIFORNIA:

- | | |
|-----------------|-------------|
| Camarillo | Chino Hills |
| El Cajon | Encino |
| Fountain Valley | Hesperia |
| Lake Forest | Lakewood |
| Lawndale | Murrieta |
| Orange | Pasadena |
| Riverside | Redlands |
| Santa Clarita | San Diego |

NEVADA:

- Las Vegas East
- Las Vegas North

For store info, call:

1-866-HOBBY-4-U

AS ALWAYS, THANK YOU FOR SHOPPING WITH HOBBY PEOPLE!

We are proud to support your club with the placement of this ad!

IT'S COMING, WATCH YOUR MAILBOX!

Hobby People® MARCH MADNESS SALE!

NOBODY IS WORKING HARDER TO SAVE YOU MONEY!

Discounts In Every Department: Planes ★ Helicopters ★ Cars ★ Radios ★ Tools

A FULL 6 DAYS OF CRAZY DEALS!
 Coming Mid March!

The Great 25 Radio GIVEAWAY!

3 Radios a Week
 All Thru
March & April

Winners may choose either



SD-10G
 or
 M11X



Up To \$10,750⁰⁰
 Big Prizes Giveaway!

ENTER NOW TO WIN!

Costs You Nothing To Enter!

Go To: hobbypeople.net/giveaway

If you're already on our mailing list, then you're already eligible to win!

Every Monday, Wednesday and Friday a winner will be randomly selected from our e-mail list and notified. Winners will be given the choice of the Airtronics SD-10G competition aircraft radio or the M11X competition car radio. Every Monday, the previous week's winners' partial names will be posted on the Hobby People web site home page.

**See our web site for rules and restrictions.*

NEW! 95% Built, ARF
BH MODELS



Stuka 1.20 4-s ARF
 75.6" Wingspan
 No. 159580, List \$554.99
NOW ONLY 369.99



Bird Dog .61-.91 or BL elec.
 74" Span, Weight: 7.7+ lbs
 No. 159582, List \$389.99
NOW ONLY 279.99



Wild Hots - 3D-EP
 No. 159584, List \$225.99
NOW ONLY 179.99



Midget Mustang GP/EP
 No. 159583, List \$262.99
NOW ONLY 219.99

NITROPLANES.COM



4CH. RAFALE 3D RC JET

- Wingspan: 660mm (26 in)
- Length: 1000mm (39.4 in)
- Flying Weight: 610g (21.5 oz)
- Drive System: 64mm Ducted Fan (Powerful Outrunner Brushless Motor)
- Servo: 3X 9g high speed micro servos
- Speed Controller: 25 Amp Brushless Speed Control
- Battery: 11.1V 1300mah 20CLi-Polymer




2.4GHZ 4CH F-4E PHANTOM

- Ready-To-Fly Right From the Box (Assembly Within Minute)
- Fully Proportional Elevator, Rudder and Throttle Controls
- Includes 4Ch Transmitter, Receiver, Servos, Battery & Charger
- Include Powerful Brushless Motor
- Durable Fuselage and Wings Construction
- Easy to Learn for Beginners & Fun to Fly for experienced Flyer.









JOLLY ROGER F4 PHANTOM JET

- Transmitter: 4CH
- Receiver: 6CH
- Servo: 9g X 5
- ESC: 45A
- Battery: 14.8V/2100MAH/20C Lipo Battery
- Wing Span: 720mm (28.3inches)
- Flying Weight: 850g (29.9ounces)
- Length: 1100mm (43.3inches)

Brushless Upgrade!!


EXCEED-RC F-22 RAPTOR

- Wingspan: 693mm (27")
- Length: 1000mm (40")
- Flying Weight: 900g
- Wing area: 15dm²
- Wing Load: 60g/dm²
- 50 gram servos
- 70MM Ducted fan

Motor: Powerful 2836 inner runner brushless motor and 45A ESC 5A UBEC
 Battery : 2200Mah, 14.8V, 15C




Order Online at WWW.NITROPLANES.COM OR BY PHONE

Sale Line 1- (626) 968-9860
 Sale Line 2 - (626) 802-5570
 Fax: (626) 968-9830

Office Hour is M-F 12PM-7PM PST
 Address: 13240 Amar Rd., City of Industry, CA 91746



2009 CLUB OFFICERS

President: PAUL TIMPANO

562-631-8936 rpmtimpano@verizon.net

Vice-President: PAUL CAROTHERS

562-355-2175 carotherspaul@yahoo.com

Secretary: TED HOLDREDGE

562-425-8924 twholdredge@aol.com

Treasurer: STEVE LOPEZ

562-908-4429 Email.SteveLopez@verizon.net

Past President: MARK MELVIN

626-638-3251 sgvrcleditor@earthlink.ne

Contest Coordinator: GARY GLASBAND

562-896-5511 gary_glasband@verizon.net

Sergeant of Arms: PAUL MOREN

323-256-0519 m-pmoren@sbcglobal.net

Field Marshall: JERRY SWAIM

626-967-9920 rcflie1@gmail.com

Safety Cordinator: JAY MILLARD

562-696-1413 jaynjea@gmail.com

Newsletter: JERRY NIELSEN

626-695-2919 webmaster@sgvrcl.org

Membership: KIM SELIGMANN

626-334-4642 ka1wcc@yahoo.com

Haberdasher: GILBERT LUCERO

626-579-0317 gilbertlucero1@yahoo.com

Refreshments: LARRY CHAPMAN

626-338-3859 jan_2468@yahoo.com

Member At Large: PAUL MOREN

323-256-0519 m-pmoren@sbcglobal.net

CLUB WEB PAGE ON THE INTERNET

<http://www.sgvrcl.org>

Club members and newsletter readers are welcome to join our e-mail list. Sign up at:
<http://groups.yahoo.com/group/sgvrcl>

NEW MEMBERS

New members are welcome and encouraged to join the SGVRCL, Inc. Please contact club Membership Chairman Kim Seligmann. His contact information is in the list to the left.

MEETING INFORMATION

Business Meeting

2nd Tuesday of the month: 7:00 p.m.

General Membership Meeting

4th Tuesday of the month: 7:30 p.m.

Note: There is no December General Membership Meeting!

CLUB MEETING LOCATION

The club has a new location for all club meetings. Sincere thanks go to Bob Chase for arranging the use of the El Monte Airport Administration building our meetings. This new building, which has conditioning and heating, is a first class venue our club meetings.

The building is located smack dab in the center the airport off of Santa Anita Ave. Look for the building

R/C Flight Instructors

Chief-Instructor:

Ken Meade (626) 282-1461

Skip Adams (818) 652-6806

Jim Seely (562) 692-4680

Carl Balmer (714) 827-4164

Lynn Burks (909) 860-5451

Felix Cervantes (626) 572-8044

Larry Chapman (626) 338-3859

Steve Lopez (562) 908-4429 (Helicopter Instructor)

Board Meeting Minutes

in order to save space in the newsletter, a copy of the minutes of last month's board meeting has been put online at sgvrcl.org/boardmeeting.pdf

Model of the Month Contest

Now that we have acquired such a nice room to hold our meetings, let's keep it that way by making sure that the models we bring to our meetings have their fuel lines capped off and are drip free of oil. The last thing we need to do is wear out our welcome by leaving drip spots behind!

**Park Police Dispatch Number
800-834-0064**

This is the 24-hour dispatch number for the Park Police. You may want to jot this number down and stuff it in your wallet for future reference. When you've seen someone flying unsafely, this is the number to call if the flyer refuses to abide by the field rules.

Change Of Address

If you need your newsletter sent to a new address the quickest and easiest way to let me know is through email. Send it to: webmaster@sgvrcl.org. You can also call me on the phone (626-695-2919) or send a note to the club post office box:

SGVRCL, PO Box 1645
Duarte, CA 91009

Schedule of Club Events



March 2011

April 2011

May 2011

March 8

SGVRCL Board Meeting

April 2

Poker Fun Fly
Whittier Narrows Field

May 9

Float Fly - Legg Lake

March 14

Float Fly - Legg Lake

April 11

Float Fly - Legg Lake

May 10

SGVRCL Board Meeting

March 22

SGVRCL Club Meeting
Annual Public Auction

April 12

SGVRCL Board Meeting

May 14, 15, and 16

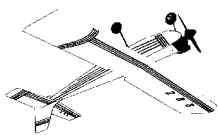

Quickie 500, 422 & 424
Race (Short Course)
14th is practice day

April 26

SGVRCL Club Meeting

May 24

SGVRCL Club Meeting



*San Gabriel Valley Radio Control League
The monthly Newsletter of the*

INTERFERENCE

SGVRCL
P. O. Box 1645
Duarte, CA 91009