

INTERFERENCE

The Newsletter of the San Gabriel Valley Radio Control League

Volume 49 - Issue 6

Celebrating 49 Years of RC Aircraft Modeling

June 2011

News and Notes



President's Message

The field repair fund donations have slowed down to almost nothing. We need another \$947.00 to finish the repairs, starting with: repairing the cracks at the south end of the runway followed by a slurry coat of the runway, Taxiway and Pit area. Finishing up with the stripping and lettering of the Pits. The paving company that will be doing the work will honor the original estimate until the end of the month. After that, a new bid will be presented.

Who knows how much the cost will increase.

If all Club members make a \$ 9.00 donation, we will have enough money to complete the repairs. What I would like to do is challenge all Club Members to show up to this month's meeting and make their donation of \$9.00 or more. We have an anonymous Member that will match each dollar collected at the meeting. Let us see what we can do!

Here is a short report on the IMAA Giant Scale Fly in at Castle Airport on May 27th thru the 29th. We had a total of 13 members show up with a whole lot of airplanes. The flying was good when the wind was not blowing. I was only able to get a couple of flights in the whole weekend. If you want the truth, the weather sucked, but that did not stop us from having a good time.

Being away and just shooting the breeze with other club members made this weekend so enjoyable. Saturday evening we had a nice BBQ dinner. The menu went like this. We had Tri Tip Steak, baked potato, and salad. Oh, let us not forget dessert. (That is my favorite) Apple Pie with ice cream, and carrot cake. One of the highlights of the weekend was watching Larry Chapman fly his 110" Foker D VIII. What a beautiful sight. By Sunday afternoon, everybody was packing up and heading home. Looking forward to next year. I would like to make sure everyone knows about the Club Fun Fly coming up July 9th. There will be several fun events lined up to test our flying skills. Followed by a BBQ courtesy of the Club. All Club members and their families are welcome to come.

See you at this Month's meeting on the 28th at El Monte Airport.

Paul Timpano

Contents and Contributors

President's Message - by Paul Timpano	1
Ken's Pen - by Ken Meade	2
June Float Fly by Paul Moren	3
I. M. A. A. Mini Fest - Jim Riccio	4
Hands On Museum, Palm Springs - by Paul Carothers	6

New Members

Dennis Ingram

Put another candle on
the cakes of these

Birthday Pilots

Paul Gordon	16
Chester Parker	18
Bill Wheeler	21



Ken's Pen

“Never had one!”

That's the answer I got when asking around about Gyro's on fixed wing models. But if I had of asked a Heli pilot guess what? You would hear "Never fly without one" Wow! Looking on the internet at Heli's I don't think you can buy even the lowest priced Chopper without a Gyro installed. Strange! On Heli's there used as a tail rotor (or rudder control) automatic heading hold to keep the dumb thing aligned in the direction you want it to go. It counters the rotation of the main blades. Otherwise they are even harder to fly than they are today.

Fixed wing guys could use a Gyro on the rudder to hold the model straight during the take off run. But we don't! Some of our Tail Dragger type models are all over the runway while we try hard to keep 'em straight and true. It's a tough job. Yes, some models don't seem to have that problem and yes, by using lots of power very quickly it seems to pull the model right threw any straight line deviations problems. If you have the power! Some of the short coupled models like the Gee Bee R1 or R2 are really tough to get off the ground in a straight line. A few ground loops are usually the starting process with spectators jumping for the barrier fences!

One of the several fixes on Tail Draggers is to hold lots of or full up elevator on the take off roll until the vertical stabilizer can get enough air moving across it to establish control. The problem with this is as soon as the model shows lift you must relax on the elevator and be quick about it! Immediately! Or face the consequences of a stalled, climbing model at low altitudes! It's not pretty when goofed let me tell you!

Are Chopper pilots smarter than us? Hmmm. Maybe so. At one time it was understandable for us to not use a Gyro. They were battery power robbing, expensive and bulky. Times have changed - but we haven't! Today at 20 to 30 bucks up, small battery drain, tiny size, all excuses are gone. We still don't use 'em! Maybe there's something going on here that I don't know about. Maybe it isn't as easy as it appears. Maybe 20 or 30 bucks is more important than a straight running take off. I've flown a few different types of models over the years. Did any of them have a Rudder controlling Gyro? Nope. A 1/3 scale Space Walker had a full auto pilot. It was neat. We even landed it on Auto using a burst of power for flaring. For awhile trainers were coming in with a kind of auto pilot. But it was just a selling gimmick. I turned 'em off after discovering what was happening. They headed for the sun all the time!

OK so I'm going to get one. At my youthful age I've no problem seeking a little assistance in taking off. Among other things! You Macho guys who don't like even thinking of something in more control of the model than you are, can still do your thing by turning it off. My junky old "Stick" ARF has no re-tracks so that switch could be perfect for on/off use.

Installation is a piece of cake. Today's Gyro's are so small and easy to completely hide if you Macho guys want! Of course I won't tell if you don't! Plug it into the Rudder Channel and the Rudder into it. That was hard! They have a gain control which keeps "hunting" or oscillating under control. Some can do that remotely. There's other pluses like safety. From that standpoint, straight running models on take off obviously are a positive. If AMA figured it out I can see where they could become mandatory. Especially on tail draggers.

GPS. Another should we all have it "gimmick". The other day I saw a GPS location and other data recorder on board a 20 size electric. About \$80, it's small, light and easy to install. After a flight the owner downloaded it into his lap top. Besides it's ongoing location the model recorded 80 MPH and had pretty complete battery info. It's nice info but mostly just interesting.

But with one onboard and it's recorded location information, it would be easy to determine if the model had been over the rifle range. Or not. Hmmm. I wonder if we should make one mandatory? 80 bucks. Hmmm. Or maybe the club should have one handy we could install on a model at will. Hmmm. It could help!

73s (Best Regards) WA6IVD

Ken

June Float Fly - Monday, June 9, 2011

Well I guess I will start with well! The 13th was good luck and bad luck. At 7:45 a.m., three motor homes were parked outside already. A big boat contest will be held for the next 10 days. Mark Grim came by to check on the lake. He is the #1 "Boat Race Guy" and also created the boat dock and parking area with the permission of the Parks Department. I told him we appreciate what he has done for all of us modelers.

On to the Macchi M5, I spent most of the morning getting the engine to run thanks to Gilbert and Jay, expert gas people, and finally we got a high speed taxi, not so good, too slow to get up on the step and on the return from out on the lake I tried to get the Macchi to plane, it is just too slow and heavy. So at home today I cut the wing floats down to a V bottom and will re-glass them, maybe next month.

It was good to see Gary Glasband at the lake with his float plane, and in other news, Rudy's very realistic landing with a crab over the prop to get a look over the lake to land. And then the BIG splash came, a high speed yellow Sea Master saw a fish in the lake and dived about 80 feet straight down, missed the fish but killed itself, not so good.

The lake was calm and we had 16 pilots, some from as far away as Riverside. The big Catalina 100 inch wing span came back for Larry to test and was very successful this month with two nice flights; thanks Larry Chapman.

And now for lunch; not too many guys stayed this time for lunch but the rest of us ate their share. We had hot dogs, potato salad, chili, chips, brownies, and a good selection of drinks. Thanks to all the guys who brought everything. We also had a cake to honor Carl Bailey who passed on this month. We have lost 4 float flyers in the last 12 months; not so good! We all miss our friends.

Anyway don't forget airplanes fly better off of water.

"We Love the Park!"

Paul J. Moren



Float Fly pictures courtesy of Steve Schooler

I.M.A.A. West Coast Mini Fest

This is big bird event of the year for us California flyers. If you have not been to one of these fly-ins, you must make plans for next year. What is a big bird? It has a minimum 80-in. wingspan if it's a monoplane or 60-in. if it's a biplane. It does not have to be a scale model of any aircraft. If it is a scale model, 1/4 scale or bigger that's OK too.

Larry Chapman arranged for three RV spaces on the south end of the front row just past the vendors. With Larry's trailer on one side, Jerry Swain's trailer on the other, and Paul Moren at the back, we had a very nice conclave for the club members to set up planes and chairs to watch the show.

A show it is! On Friday I checked to see how many pilots were signed in. At noon there were 92. By Saturday afternoon there were more than 130. My guess is there was more that 250 planes there. Every kind of plane you could hope to see, WW I, WW II, Cubs, Cessna, Stinson, Pits, Extras, one off designs, and many more. Most were big and beautiful and flew great. Our location at the landing end of the flight line was a great place from which to watch.

On Friday the flight line was not very long, and I flew four times. Saturday had a much longer line to fly and I only flew twice. When you are in the central valley of California the wind blows all the time. Most of the day it was 10 to 12 MPH but right down the runway, and very steady. Flying planes that are 10 to 15 lbs. was no problem.

The area where the event takes place is on the far north end of the Atwater Ca. airport's 10,000 ft runways. This was the former Castle Air Force Base, a B-52 Base. The pits, RV parking, flight line, and flight area was a B-52 parking ramp. This is a huge area all concrete, and very smooth. There was room to land and take off several times with out changing direction.

Continued at Mini Fest on page 6



LNR Toys
 Radio Controlled
 eBay <http://shop.ebay.com/merchant/LNRtoys>
 Richard Correa
 (562) 242-8071

R/C PLANES / CARS / HELIS / & BOATS

ROBIN'S HOBBYS

1844 W. Glenoaks Blvd.
 Glendale, CA 91201
 Mon Thru Sat 10AM - 7PM

www.robinsracingworld.com

Bus (818) 240-2093
 Fax (818) 240-0815
www.robinsracingworld.com



Pegasus HOBBIES
 CARS • PLANES • HELICOPTERS
 JETS • GAS CARS • BOATS • MODELS
 TRAINS • COMICS • GAMES • CARDS • KITES
 909-982-6507 (GAMES & COMICS) 909-931-4872
 Sun noon-5 / M-F 11-7 / Sat 10-6
 HOBBY SUPERSTORE Open 7 Days
 5515 Moreno Blvd.
 Montclair, CA 91763
www.pegasushobbies.com



COVINA HOBBY CENTER

Simply Everything for...

Radio Control - Planes, Cars, Boats, Gliders, Free Flight
 U-Control, Plastics, Military, Rockets, Trains HO,N
 Acc, Futaba, Airtronics, Sig, OS, Super Tiger, Monokote, DuBro, Xacto
 140 North Citrus, Covina, CA 91723
 Telephone: 626-331-1910
 Mon-Thur: 11-6 Fri: 11-7:30 Sat: 11-6 Sun: 11-4



San Gabriel Valley Radio Control League

CLUB PICNIC & FUN-FLY

**Saturday July 9th, 2011
Whittier Narrows, South El Monte CA.**

**Fun- Fly events start at 8:30 AM. and run to about 12:30 PM.
Open flying from 12:30 PM till the flying field closing.
Fun-Fly events and Picnic are free to all Club members.**

AMA membership required to fly.

Fun-Fly

There will be Four (4) events for:

Glow or Electric Aircraft

Trophies for 1st & 2nd places

Pick up fun-fly event outlines at the field container or the SGVRCL web site

Picnic lunch

Free to all club members, their family and friends.

**Hot Dog, Hot links, potato salad, chili, soft drinks, chips, and all
the fixings, starts at 12:00 noon.**

Bring your family & friends to enjoy the great lunch and the flying.

There will be a free swap shop during the event, bring you own table.

Jim Riccio trwjim@gmail.com

Web Site www.sgvrcf.org

Mini Fest continued from page 4

We had a great turn out of club members and Saturday night Larry, Jerry, and Paul cooked us up a great meal of steak, baked potato, red wine, and cake and apple pie with ice cream. As we finished up dinner it did start to rain, but by then no one cared.

Make your plans for next year, we always have a good time, and I know I'm looking forward to it. Following are a few pictures to whet your appetite.

Jim Riccio



Club Planes



Club Prez and VP and the motorcycle gang



IMAX District Director Ken Shapiro



Jerry and Mark getting ready to fly Jerry's P51



Larry B-8



Larry, Paul, and Mark making dinner

Hands on Museum

I had a unique experience of visiting the "Planes of Fame Museum at Palm Springs Airport - Wow!! What a good display they have that is HANDS ON!

They have some all time favorites like a P-51, PBYS Catalina, and a B-17 to name a few. My wife and I were both fascinated while walking through the B-17. (you could almost hear the guns firing)

The museum also had a large library, flight simulators, and a Norton bomb site on display. Lots of clothing and memorabilia. Lots of activities for the kids. (In our case, grandkids) and you'll leave having a better understanding of how the U.S. got together against countries that threatened our freedom. You can see more at www.palmspringsairmuseum.org



Paul Carothers

Hobby People®

www.hobbypeople.net

DISCOUNT HOBBY STORES

**JUNE 2011
Club Newsletter
Specials**

Stores Near You!

- See *and* touch
- Expert help!

Hobby People®

DISCOUNT HOBBY STORES

CALIFORNIA:

Camarillo	Chino Hills
El Cajon	Encino
Fountain Valley	Hesperia
Lake Forest	Lakewood
Lawndale	Murrieta
Orange	Pasadena
Riverside	Redlands
Santa Clarita	San Diego

NEVADA:

- Las Vegas East
- Las Vegas North

For store info, call:

1-866-HOBBY-4-U

ON THE ROAD

Come see us at these events:



Scale Fly June 4

At Prado Dam
PVMAC Field, Visit:
scalesquadron.com
for details



August 26

At Prado Dam
Visit: PVMAC.com
for details

Father's Day Is Sunday, June 19th

Don't miss out on all our great gift items for DAD throughout June!

Not sure what to get? Give a Hobby People Gift Certificate! Available at our stores.



If you're not on our mailing list, go into your local Hobby People store and get signed up!

We're working on our annual 4th of July sale! Watch for the flyer in your mail box! 16 Pages of items in every department is on sale for the 4th of July!

Do you like NASCAR?
Are you into R/C Cars?

Set Aside **July 16th** and come down to Hobby People Fountain Valley! FEDEX

NASCAR #11 will be on display along with R/C cars, radios, & related accessories. We'll even have an R/C Try-Me-Track for the kids!

Share The Fun • Experience The Knowledge

RADIO CONTROL CAR SHOW FREE

- RAFFLE PRIZES GALORE
- REFRESHMENTS
- TRY-ME-TRACK

FEATURING:

- Helpful seminars
- Meet champion R/C personalities
- Talk to R/C car experts
- Extra deals to all participants
- See cars, batteries, radios, and accessories

At Hobby People's Fountain Valley Warehouse
Saturday, July 16, 2011
10 AM - 4 PM

Come SEE FedEx RACING NASCAR #11

NITROPLANES.COM



4CH. RAFALE 3D RC JET

- Wingspan: 660mm (26 in)
- Length: 1000mm (39.4 in)
- Flying Weight: 610g (21.5 oz)
- Drive System: 64mm Ducted Fan (Powerful Outrunner Brushless Motor)
- Servo: 3X 9g high speed micro servos
- Speed Controller: 25 Amp Brushless Speed Control
- Battery: 11.1V 1300mah 20CLi-Polymer




2.4GHZ 4CH F-4E PHANTOM

- Ready-To-Fly Right From the Box (Assembly Within Minute)
- Fully Proportional Elevator, Rudder and Throttle Controls
- Includes 4Ch Transmitter, Receiver, Servos, Battery & Charger
- Include Powerful Brushless Motor
- Durable Fuselage and Wings Construction
- Easy to Learn for Beginners & Fun to Fly for experienced Flyer.









JOLLY ROGER F4 PHANTOM JET

- Transmitter: 4CH
- Receiver: 6CH
- Servo: 9g X 5
- ESC: 45A
- Battery: 14.8V/2100MAH/20C Lipo Battery
- Wing Span: 720mm (28.3inches)
- Flying Weight: 850g (29.9ounces)
- Length: 1100mm (43.3inches)

Brushless Upgrade!!


EXCEED-RC F-22 RAPTOR

- Wingspan: 693mm (27")
- Length: 1000mm (40")
- Flying Weight: 900g
- Wing area: 15dm²
- Wing Load: 60g/dm²
- 50 gram servos
- 70MM Ducted fan

Motor: Powerful 2836 inner runner brushless motor and 45A ESC 5A UBEC
 Battery : 2200Mah, 14.8V, 15C




Order Online at WWW.NITROPLANES.COM OR BY PHONE

Sale Line 1- (626) 968-9860
 Sale Line 2 - (626) 802-5570
 Fax: (626) 968-9830

Office Hour is M-F 12PM-7PM PST
 Address: 13240 Amar Rd., City of Industry, CA 91746



2009 CLUB OFFICERS

President: PAUL TIMPANO

562-631-8936 rpmtimpano@verizon.net

Vice-President: PAUL CAROTHERS

562-355-2175 carotherspaul@yahoo.com

Secretary: TED HOLDREDGE

562-425-8924 twholdredge@aol.com

Treasurer: STEVE LOPEZ

562-908-4429 Email.SteveLopez@verizon.net

Past President: MARK MELVIN

626-638-3251 sgvrcleditor@earthlink.ne

Contest Coordinator: GARY GLASBAND

562-896-5511 gary_glasband@verizon.net

Sergeant of Arms: PAUL MOREN

323-256-0519 m-pmoren@sbcglobal.net

Field Marshall: JERRY SWAIM

626-967-9920 rcflie1@gmail.com

Safety Cordinator: JAY MILLARD

562-696-1413 jaynjea@gmail.com

Newsletter: JERRY NIELSEN

626-695-2919 webmaster@sgvrcl.org

Membership: JIM RICCIO

626-963-3696 trwjim@gmail.com

Haberdasher: GILBERT LUCERO

626-579-0317 gilbertlucero1@yahoo.com

Refreshments: LARRY CHAPMAN

626-338-3859 jan_2468@yahoo.com

Member At Large: PAUL MOREN

323-256-0519 m-pmoren@sbcglobal.net

CLUB WEB PAGE ON THE INTERNET

<http://www.sgvrcl.org>

Club members and newsletter readers are welcome to join our e-mail list. Sign up at: <http://groups.yahoo.com/group/sgvrcl>

NEW MEMBERS

New members are welcome and encouraged to join the SGVRCL, Inc. Please contact club Membership Chairman Kim Seligmann. His contact information is in the list to the left.

MEETING INFORMATION

Business Meeting

2nd Tuesday of the month: 7:00 p.m.

General Membership Meeting

4th Tuesday of the month: 7:30 p.m.

Note: There is no December General Membership Meeting!

CLUB MEETING LOCATION

The club has a new location for all club meetings. Sincere thanks go to Bob Chase for arranging the use of the El Monte Airport Administration building our meetings. This new building, which has conditioning and heating, is a first class venue our club meetings.

The building is located smack dab in the center the airport off of Santa Anita Ave. Look for the building

R/C Flight Instructors

Chief-Instructor:

Ken Meade (626) 282-1461

Skip Adams (818) 652-6806

Jim Seely (562) 692-4680

Carl Balmer (714) 827-4164

Lynn Burks (909) 860-5451

Felix Cervantes (626) 572-8044

Larry Chapman (626) 338-3859

Steve Lopez (562) 908-4429 (Helicopter Instructor)

Board Meeting Minutes

in order to save space in the newsletter, a copy of the minutes of last month's board meeting has been put online at sgvrcl.org/boardmeeting.pdf

Model of the Month Contest

Now that we have acquired such a nice room to hold our meetings, let's keep it that way by making sure that the models we bring to our meetings have their fuel lines capped off and are drip free of oil. The last thing we need to do is wear out our welcome by leaving drip spots behind!

**Park Police Dispatch Number
800-834-0064**

This is the 24-hour dispatch number for the Park Police. You may want to jot this number down and stuff it in your wallet for future reference. When you've seen someone flying unsafely, this is the number to call if the flyer refuses to abide by the field rules.

Change Of Address

If you need your newsletter sent to a new address the quickest and easiest way to let me know is through email. Send it to: webmaster@sgvrcl.org. You can also call me on the phone (626-695-2919) or send a note to the club post office box:

SGVRCL, PO Box 1645
Duarte, CA 91009

Schedule of Club Events



June 2011

July 2011

August 2011

June 5 and 6

Pattern Contest

Whittier Narrows Field

July 9

SGVRCL Fun Fly

Whittier Narrows Field

August 8

Float Fly - Legg Lake

June 13

Float Fly - Legg Lake

July 11

Float Fly - Legg Lake

August 9

SGVRCL Board Meeting

June 14

SGVRCL Board Meeting

July 12

SGVRCL Board Meeting

August 13, 14 & 15

Electric Jamboree

Whittier Narrows Field

June 28

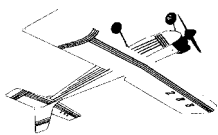

SGVRCL Club Meeting

July 26

SGVRCL Club Meeting

August 23

SGVRCL Club Meeting



*San Gabriel Valley Radio Control League
The monthly Newsletter of the*

INTERFERENCE

SGVRCL
P. O. Box 1645
Duarte, CA 91009