

# INTERFERENCE

*The Newsletter of the San Gabriel Valley Radio Control League*

Volume 48 - Issue 10

Celebrating 48 Years of RC Aircraft Modeling

October 2010

## News and Notes



### President's *It's Great To Be Out And About* Message

The time has come that I can finally drive myself and do not need to call a taxi (my wife) to get me out of the house or to the field. I was able to attend a float fly at Lake Casitas on October 16th and the 17th. I had the privilege to catch a ride with Larry Chapman in his truck pulling his 5th wheel trailer. We left on Friday morning and arrived at the Lake around noon. We parked next to our fellow club members

which had arrived earlier that day. Once we arrived we needed to do some setting up. Not just the camp, but had to get things organized for the next day flying event. We spent Friday night just hanging out and mingling with other club members. We woke up Saturday to some ugly weather but it did not keep us from setting up the canopy's, chairs and our airplanes. It did not even stop us from participating in the Events of the day. I was really pleased to see that we had a total of 10 members show up for Saturday's event. They had a total of 47 registered Pilots for the float fly.

I was one of the first to go through registration and inspection of my plane. After inspection I was free to go down to the open flight station. After starting up my plane, checking all the controls, I was ready to fly. Off I went. It was a great feeling to be up in the air again. Unfortunately this did not last very long. Coming around to land after a six minute flight, my plane went to full throttle and straight down. I had no control of my plane. In it went and my heart sank into the pit of my stomach. All I can see are pieces floating. Then off went the rescue boat and all I could see was them using the net to pick up what was left of my fine plane. Boy did that put a damper on my weekend and it was just the first flight.

Other events included Jim Riccio's air cruiser losing a wing on the landing causing the throttle to go wide open. The plane made a quick left coming on shore. Everyone started to scatter before it quit running. Can you say Land Cruiser? It was a beautiful site to see Paul Moren's China Clipper fly.

But my favorite splash was Sunday when a pilot was flying inverted getting lower and lower to the water showing off and then finally so low that his rudder touched the water and splash in it went. At the end of Sundays flying they had the raffle which included 4 airplanes and other goodies. Would you believe the first ticket to win was our very own Larry Chapman. He won a Cessna 182 EP ARF. Shortly after the raffle ended, everyone started packing up and leaving. By 4:00 pm the place was empty except for Larry and me. We ended up spending the night and went home on Monday. Despite my crash, I was able to fly another plane and had a great time. Can't wait till next time.

This month was our Pylon Race on October 2nd and 3rd. We had 27 pilots with a total of 34 planes attend the event. Saturday racing started with rain in the morning and the sun coming out in the afternoon. I was able to participate in the event

### Contents and Contributors

President's Message - by Paul Timpano

Ken's Pen - by Ken Meade

October Float Fly by Paul Moren

A Day In the Life - by Jerry Swaim

Lake Casitas Float Fly - Jim Riccio

Pilot Proverbs - Mighty Pilot (Mark Melvin)

1  
2  
3  
3  
5  
6

of Saturday by being a Pylon judge. Again it was good to be out. Once again we had a great lunch hosted by my wife Raydeen. She served sandwiches, pizza, cookies, chips and a drink for the low price of \$5. We were able to feed all the workers and with the money prepaid by the pilots we  
*Continued at President's on page 2*

**President's** - *continued from page 1*

even made a few bucks. Saturdays racing ended around 3:00 pm. Sunday I was unable to attend due to family obligations but talking with the guys, it sounds like all went well that day too. The highlight for Sunday was the volunteer workers raffle. Prizes were given out to the volunteers that attended the weekend. I was lucky enough to win a Hitec receiver and you didn't even have to be there on Sunday to win. What a great idea for the volunteers. Maybe next time you can come. It is always nice to see some new faces. The event even added some needed money to our club account. On a sad note, we had someone steal a receiver out of an airplane in our container and they also took an electric motor that was to be used for our volunteer raffle. What is this world coming to?

This month we have nominations for club officers. We need everyone to attend. This is the perfect opportunity for you as a club member to show your interest in becoming a Board Member. There are some positions that we will need to fill. The meeting will be held at the El Monte Airport on Tuesday October 26th at 7:30 pm.

Another event scheduled for this year is our annual Holiday Dinner Party. Tickets are on sale for 25.00 per person. You can purchase these at the club meeting, at the field or see me. The dinner will be at Brunswick Covina Bowl in Covina on Friday December 3rd at 6:00 pm. If you want to participate in our hilarious and exciting gift exchange, bring a wrapped unlabeled gift for male or female with a cost of around \$10.00 to add to the gift table. Talk about fun, this is a great time.

See me here, see me there, see me everywhere since I can drive

## Paul Timpano



Ken's  
Pen

### Stuck On "Sticks"

What a neat design! The original "Das Ugly Stick" has had so many knock off's I doubt I can name them all. Sweet Stick, Little Stick, Micro Stick, Giant Stick, Twin Stick, Canard Stick, Sweet and Low Stick and Bipe Stick. All were from the 70's and 80's. Since then how many more? All derived from the Phil Kraft design created right here for our field!

Kraft has been gone since '06 now. I first met him briefly in '59. A self taught electronic hobbyist, Phil started in RC Electronics with a magazine construction article for a state of the art low cost entry level kit receiver. I bought one of his \$20 kits and having trouble getting it going stopped at his home in nearby Monterey Park. My knowledge of electronics was pretty crude at the time to say the least. Not that it's much better today! The Receiver had a Tube "front end" followed by 3 or 4 early transistors to a small switching relay that operates a single control surface. This was a real basic light weight design which worked. Pretty much so anyway! With it's one and only control channel operating on it's one and only available frequency! My Brother Bob, an Electronic Engineer, built my Transmitter for me. The Receiver's output operated the Rudder only so it was called a "Rudder Only" system. Pretty standard in the late 50's, early 60's.

Kraft went on to build and sell early 4 channel "Proportional" systems in the 60's right here up the street from the field. Needing a test bed model, he designed the Ugly Stick and named it so with a smile on his face I'm sure! It was later published by one of our original Club founders as a construction article in now defunct magazine Radio Control Modeler. The Das Ugly Stick was very successful and was soon picked up by another local, Jensen, who kitted it. I have one of the kits by the way.

<https://www.modelaircraft.org/files/Kraft-Phill.pdf> or Google Phil Kraft.

At Whittier the "Ugly Stick" was very popular. The local hobby shop, since closed, was just around the corner at Rush and Rosemead. The owner use to build and sell the "Stick" as an ARF or ARC in his little back room. Often he would have an afternoon party since the liquor store was right next door and special bottle opening friends would help. I have been told that our club even held Ugly Stick pylon races! I know at least two were used for a cross country marathon in '79 as our Club Entry! Both were destroyed by the way! Rumor has it that the liquor store was the first stop!

I favored the knock off "Little Stick" kitted by Midwest. It was cheap and only needed a 25. With a 40 on front it would haul ass! Then for variety, it was easy to build it as a low wing. That was ugly! Before long I had modified just about every part creating a original twin, a low wing hot rod and a Bipe. All based of the Little Stick design borrowed from Phil Kraft's design. Today I fly a "Tiger Stick" ARF I got at the field for 60 bucks ready to go. *Continued at Ken's Pen on page 3*

**Ken's Pen** - *continued from page 1*

Having always wanted another Stick the price was sure right! Of course it was more of a tired tiger than a pretty tiger but what the heck! It's a ball!

[http://www.rcuniverse.com/forum/m\\_2769063/tm.htm](http://www.rcuniverse.com/forum/m_2769063/tm.htm) Or search: Ugly Stick Radio Control Model.

That RC universe page is awesome in it's first party individual history of the Das Ugly Stick! Plus a lot more detail history of how it came about apparently by people that were there! Right here up the street from Whittier!

One of my last sticks I built some years ago was a Nosen kitted "Giant Stick". Built for a friend who never got to fly it. But I did! I think it was around 96 inches. Powered by a 2.7 CI converted chain saw motor it was a vibrating wonder. Big gas motors were just being developed. In other words – there wasn't any to speak of! Same for servos. We put standard servos on it and not knowing better it had only one on each surface including the elevator. For normal "put put" flying, no problem. They worked fine. But when I did a loop with it the servo didn't have enough poop to hold when coming out of the bottom of the loop. Ending out in the brush, it hit hard and made one big pile of scrap balsa. Interesting enough, the wing had a Box Spar design. Strong! All the other wood was splinters, blown away to shreds - but the Box Spar was there in one piece!

So if you want to try the most popular design concept to ever come along in the hobby, try a Stick. The bigger the better. When flying it, keep in mind it was designed and used right here! The year? 1966!

73 (Best Regards) WA6IVD Ken

*Ken*

## October Float Fly

OK you guys, we've seen it all now! Jay Millard has built the new WINGLESS RESCUE MACHINE although it does not have flashing lights and leather tail; it is very maneuverable and can rescue stalled airplanes back to shore. Thank you Jay. We had only 14 pilots this time and one guest, thanks for coming Nik-kei Cha. He gave a good show with a big Sea Wind which made a nice landing and came back safe to shore, it looked hard to fly.

Stan cooked lunch this time; we turned the mustard jar upside down (on its lid) for Earl. Carl Bailey is on the "Bad Boy" list this time, he didn't come flying. Oh yes, George get a float plane! All in all, we had a good float fly on Columbus Day.

I think Larry or Paul #1 will do the newsletter story on Lake Casitas. See you guys there.

"We Love the Park!"

*Paul J. Moren*

## *A Day In the Life . . .*

It's 7:45 a.m. Labor Day morning and I am about to be banned from the house due to a carpet shampooing. May as well go flying, I doubt that anybody will be there but what the heck. I know it's not as much fun flying by yourself but what choice do I have? I load up the ole reliable Fieshler Storch and just for a back up I throw in the new chipmunk.

Off to the field I go everything I need is in the car for a good morning of RC flying. I finally arrive at the park and I notice that the entrance shack is occupied. No worry I get out my AMA card and drive up to the shack. Humm a new person is there I show her my card and she tells me that the card in no good today and the entry fee is \$6.00. What? I haven't paid to get into the park for a number of years. Finally I give up and pay the \$6.00 to get in. I notice that there are not too many cars parked at the soccer fields. But I expected this.

Driving into the flying field parking area I notice that there are 9 cars there. A quick count and there are 9 pilots and airplanes in the pits. It's a beautiful morning, no wind, not hot, and just a touch of overcast.

I unload the Storch and Chipmunk. First flight on the Chipmunk was perfect including the landing, I even surprised myself. It's 9:19 a.m. and as I Taxi the Chipmunk back to the pits I notice that there now 13 cars in the parking lot. Hey I had better open the container in case anybody needs anything. Sure enough somebody needs a piece of wire to unplug a clogged up carburetor fuel inlet nipple.

Today is a good day to see how long I can keep the Chipmunk flying on the 2.6 amp battery pack. So far I have flown it for 6 minutes including the taxi out and back to the pit area. Well it's now 9:32 and there are 16 cars in the parking lot and as many airplanes. Don Sheffer shows up so we sit and talk for awhile. He *Continued at A Day on page 4*

**A Day** - continued from page 3

tells me he got in free by showing his AMA card at the gate. What's going on

Here? Everybody else had to pay the 6 dollars. He flies his Aeronca Champ and I get a flight in on the Storch.

Now it's 10:45 and even though some flyers have left there are still 22 cars in the parking lot. I have flown a total of five flights and now I'm hungry so I lock up the container and load up my stuff. The six dollar fee to get in doesn't even matter now I have had a great morning.

## Jerry Swaim

New Members  
No New Members for  
October 2010

Check out **Gary Glasband's** blog about his participation in our hobby at  
<http://modelairplanesoflongbeach.blogspot.com/>  
**The Editor**

## Note Worthy

Put another candle on  
the cakes of these

### BirthDay Pilots

Joseph Mendez	1
Matthew Vanegas	4
Pietro Palumbo	4
Ray Rycewicz	4
Marty Wittenberg	10
Ed Phillips	13
Phillip Legendre	14
Richard Pacente	15
Don Sheffer	15
Sam Garcia Jr.	23
JerryNielsen	24
George A. Bernhardt	24
Robert Larimore	24

## Check it Out!

Here's a contribution from *Mighty Pilot*. If you find something interesting, let me know and I will include it in the newsletter.  
**The Editor**

**360 degree view of P-51C cockpit**  
You guys will love this!!! You can just watch OR left click your mouse and move the cursor around to see everything. It is so cool!!!

Give this a little time to download. Imagery is fantastic & you can zoom way in to read all the gauges, placards etc. Read the instructions below on all you can do or just play with it after opening.

The image can be moved with either the arrows at the bottom left of the screen or by clicking the mouse and dragging. It will go side to side, up and down, and circle.

[http://www.stclairphoto-imaging.com/360/P51-Mustang/P51\\_swf.html](http://www.stclairphoto-imaging.com/360/P51-Mustang/P51_swf.html)



**LNR Toys**  
RADIO CONTROLLED  
**Richard Correa**  
(562) 242-8071  
<http://shop.ebay.com/merchant/LNRToy>

R/C PLANES / CARS / HELICOPTERS / BOATS

**ROBIN'S HOBBYS**  
1044 W. Glenhurst Blvd  
Glendale, CA 91201  
Mon. Thru Sat. 10AM - 6PM

Bus. (818) 240-0716  
Fax (818) 240-0816  
[www.robinracingworld.com](http://www.robinracingworld.com)



**Pegasus HOBBIES**  
CARS • PLANES • HELICOPTERS  
JETS • GAS CARS • BOATS • MODELS  
TRAINS • COMICS • GAMES • CARDS • KITES

**909-982-6507** (GAMES & COMICS) **909-931-4872**  
5515 Moreno Blvd.  
Montclair, CA 91763  
[www.pegasushobbies.com](http://www.pegasushobbies.com)

Sun noon-5 / M-F 11-7 / Sat 10-8  
HOBBY SUPERSTORE Open 7 Days



**COVINA HOBBY CENTER**  
*Simply Everything for...*

Radio Control - Planes, Cars, Boats, Gliders, Free Flight  
U-Control, Plastics, Military, Rockets, Trains HO,N  
Acc, Falaba, Airtronics, Sig, OS, Super Tiger, Monokote, DuBro, Xacto  
140 North Citrus, Covina, CA 91723  
Telephone: 626-901-1910  
Mon-Thur: 11-5 Fri: 11-7:00 Sat: 11-6 Sun: 11-4

## *Lake Casitas Float Fly*

I arrived at the lake on Saturday morning with two planes and a Dr. Gary. It was mostly overcast and cool. The lake was low but there was lots of water. We were two of 12 or 13 SGVRCL members who drove up to fly. My guess there were 50+ planes there and everyone was flying. They had 5 flight lines setup at the lake edge. Before we could fly the Park Ranger inspected our floats to make sure we were not bring unwanted critters into the lake.

The flying went fine for Gary and me, but Larry Chapman had glitch problems. Our Club President Paul, got hit big time on his first flight, and crashed. He lost his engine in the lake, gone forever. Most everyone else had good flights with no problem.

Gary and I came home Saturday evening along with some others. Most pilots stayed to fly on Sunday. The weather was even cooler on Sunday, but that didn't hold back float-fly pilots. Paul and Stan had their Canadian fire fighting twin engine aircrafts flying in formation, and put on a great show for everyone. Paul also flew the China Clipper on Saturday, which made everyone stop and watch.

If you have not tried float flying, buy a set of floats and put them on your trainer It's great fun and you can do it every month on the second Monday morning at Legg Lake

*Jim Riccio*





San Gabriel Valley Radio Control League

&

Los Angeles County Parks and Recreation Dept.  
Presents

## Toys for Kids

December 3, 2010

Whittier Narrows

AMA sanction \_\_\_\_\_

**The event will run from 8:00 AM. until about Noon.**

**Open up your wallet and you heart to the kids who won't have much of a Christmas with out our help. It's a good way to spread some Christmas Joy and show off your planes.**

**Entry Fee: Bring an unwrapped toy with a value of about \$10.00, or just \$10.00 and we will buy the toys. Remember we need toys for both Boys and Girls.**

**With your entry you will receive a ticket for the pilot raffle to be held at 11:30 AM. All the raffle prizes are donated by the local hobby shops and hobby distributors.**

**The field will be closed to open flying and controlled, with not more than 5 planes in air at a time. There will be free coffee and donuts in the morning.**

**Come to the field for some fun on Sunday 12/3/10 and bring a toy even if you don't fly. Have a cup of coffee and a donut with us. Everyone is welcome.**

**Question: contact Jim Riccio 626-963-3696 or trwjim@gmail.com**

## Pilot Proverbs

Death is just nature's way of telling you to watch your airspeed.

Real planes use only a single stick to fly. This is why bulldozers & helicopters -- in that order -- need two.

There are only three things the copilot should ever say:

1. Nice landing, Sir.
2. I'll buy the first round.
3. I'll take the fat one.

As a pilot only two bad things can happen to you and one of them will.

- a. One day you will walk out to the aircraft knowing that it is your last flight.
- b. One day you will walk out to the aircraft not knowing that it is your last flight.

### Rules and Laws

There are Rules and there are Laws.

The Rules are made by men who think that they know better how to fly your airplane than you.

Laws (of Physics) were ordained by nature

You can, and sometimes should, suspend the Rules but you can never suspend the Laws.

# Hobby People®

www.hobbypeople.net

**DISCOUNT HOBBY STORES**

October 2010  
 Club Newsletter  
 Specials  
 Valid in stores only.  
 Not valid on line.

*Hobby People is proud to support your club  
 with the placement of this ad!*

## Stores Near You!

- See *and* touch
- Expert help!

**Hobby People**  
 DISCOUNT HOBBY STORES

### CALIFORNIA:

Camarillo	Chino Hills
El Cajon	Encino
Fountain Valley	Hesperia
Lake Forest	Lakewood
Lawndale	Murrieta
Orange	Pasadena
Riverside	Redlands
Santa Clarita	San Diego

### NEVADA:

Las Vegas East  
 Las Vegas North

For store info, call:

**1-866-HOBBY-4-U**

**AS  
 ALWAYS,  
 THANK  
 YOU FOR  
 SHOPPING  
 WITH  
 HOBBY  
 PEOPLE!**

**ALERT!** **IN STOCK: HOT NEW PRODUCTS!**  
 Nobody Does It Better Than BH!

  
**Ju-87B**  
 Stuka .91-1.20 ARF  
 No.159580 Wingspan: 75.6in  
  
**\$369.99**

  
**PC-9**  
 61-91 ARF W/Oracover  
 No.159579  
  
 Wingspan 61.02in  
**\$499.99** Includes Air Retracts

  
**Space Walker**  
 1.20 ARF  
 No.159578  
  
**\$369.99** Wingspan: 82.7in

  
**Corsair**  
 .61-.91 ARF  
 No.159577  
 Wingspan: 69.3in  
  
**\$599.99** Includes Air Retracts

  
**AT-6 .91 ARF**  
 No.159575  
 Wingspan: 72.05in  
  
**\$369.99** Includes Air Retracts

  
**PC-9**  
 1.20 ARF W/Oracover  
 Wingspan: 72.44in  
  
**\$519.99**

  
**Sedona**  
 46T EP/GP Trainer ARF  
 No.159568  
 Wingspan: 70.9in  
  
**\$139.99**

  
**Corsair 50cc ARF**  
 No.159564  
 Wingspan: 90in  
  
**\$899.99** Includes Air Retracts

# NITROPLANES.COM



## 4CH. RAFALE 3D RC JET

- Wingspan: 800mm (31.5")
- Length: 1000mm (39.4")
- Flying Weight: 2.5kg (5.5 lbs)
- Drive System: Motor, Gearbox, Fan (Powerful Customer Brushless Motor)
- Servo: 5X 2g High speed servo servos
- Speed Controller: 25 Amp Brushless Speed Control
- Battery: 11.1V 1300mAh 20C - Polymer



VORTEX 32



100 CC SUKHOI SU-26



T-62 ALEKTO



NITRO Engine

## 2.4GHZ 4CH F-4E PHANTOM

- Ready To Fly. Flight From the Box assembly. 90MHz. In Full Proportional Elevator, Rudder and Throttle Controls.
- Includes 4Ch Transmitter, Receiver, Servos, Battery & Charger
  - Includes Powerful Thunderbolt Motor
  - Servo to Forward and Aft Wing Commander
  - Easy to Learn for Beginners & Fun to Fly for Advanced Pilots.



BLUERAY 450




GENESIS 450 V2



Brushless Upgrade!!

## JOLLY ROGER F4 PHANTOM JET

- Transmitter: 4CH
- Receiver: 8CH
- Servo: 9g X 5
- ESC: 4SA
- Battery: 11.1V 1000mAh 20C Lip Battery
- Wing Span: 720mm (28.34 inches)
- Flying Weight: 650g (23.3 ounces)
- Length: 1100mm (43.3 inches)



421 Twin Engine



Messerschmitt BF 109F



EXTRA 330L SOCC

## EXCEED-RC F-22 RAPTOR

- Wingspan: 968mm (38")
- Length: 1020mm (40")
- Flying Weight: 500g
- Wing Area: 1.5m<sup>2</sup>
- Wing Load: 330g/m<sup>2</sup>
- 19 g servo
- 70000 Ducted Fan
- Motor: Powerful 9600 rpm motor from Hobbyzone and 4SA ESC 6A (JRC)
- Battery: 2200mAh 11.1V 10C



Order Online at [WWW.NITROPLANES.COM](http://WWW.NITROPLANES.COM) OR BY PHONE

Sale Line 1 - (626) 968-9860

Sale Line 2 - (626) 802-5570

Fax: (626) 968-9830

Office Hour is M-F 12PM-7PM PST

Address: 13240 Amar Rd., City of Industry, CA 91746



# 2009 CLUB OFFICERS

**President:** PAUL TIMPANO

562-631-8936 rpmtimpano@verizon.net

**Vice-President:** JIM PATTON

909-395-6769 jamespatton@ups.com

**Secretary:** TED HOLDREDGE

562-425-8924 twholdredge@aol.com

**Treasurer:** STEVE LOPEZ

562-908-4429 Email.SteveLopez@verizon.net

**Past President:** MARK MELVIN

626-638-3251 sgvrcleditor@earthlink.net

**Contest Coordinator:** GARY GLASBAND

562-896-5511 gary\_glasband@verizon.net

**Sergeant of Arms:** FRANK WALTHER

562-908-5995 frankjulia@earthlink.net

**Field Marshall:** JERRY SWAIM

626-967-9920 rcflier1@gmail.com

**Safety Cordinator:** JAY MILLARD

562-696-1413 jaynjea@gmail.com

**Newsletter:** JERRY NIELSEN

626-695-2919 webmaster@sgvrcl.org

**Membership:** KIM SELIGMANN

626-334-4642 ka1wcc@yahoo.com

**Haberdasher:** FELIX CERVANTES

626-572-8044 felixc1930@yahoo.com

**Refreshments:** LARRY CHAPMAN

626-338-3859 jan\_2468@yahoo.com

**Member At Large:** PAUL MOREN

323-256-0519 m-pmoren@sbcglobal.net

**CLUB WEB PAGE ON THE INTERNET**

<http://www.sgvrcl.org>

Club members and newsletter readers are welcome to join our e-mail list. Sign up at:  
<http://groups.yahoo.com/group/sgvrcl>

**NEW MEMBERS**

New members are welcome and encouraged to join the SGVRCL, Inc. Please contact club Membership Chairman Kim Seligmann. His contact information is in the list to the left.

**MEETING INFORMATION**

**Business Meeting**

2nd Tuesday of the month: 7:00 p.m.

**General Membership Meeting**

4th Tuesday of the month: 7:30 p.m.

Note: There is no December General Membership Meeting!

**CLUB MEETING LOCATION**

The club has a new location for all club meetings. Sincere thanks go to Bob Chase for arranging the use of the El Monte Airport Administration building our meetings. This new building, which has conditioning and heating, is a first class venue our club meetings.

The building is located smack dab in the center the airport off of Santa Anita Ave. Look for the building

**R/C Flight Instructors**

*Chief-Instructor:*

Ken Meade (626) 282-1461

Skip Adams (818) 652-6806

Jim Seely (562) 692-4680

Carl Balmer (714) 827-4164

Lynn Burks (909) 860-5451

Felix Cervantes (626) 572-8044

Larry Chapman (626) 338-3859

Steve Lopez (562) 908-4429 (Helicopter Instructor)

**Board Meeting Minutes**

in order to save space in the newsletter, a copy of the minutes of last month's board meeting has been put online at [sgvrcl.org/boardmeeting.pdf](http://sgvrcl.org/boardmeeting.pdf)

**Model of the Month Contest**

Now that we have acquired such a nice room to hold our meetings, let's keep it that way by making sure that the models we bring to our meetings have their fuel lines capped off and are drip free of oil. The last thing we need to do is wear out our welcome by leaving drip spots behind!

**Park Police Dispatch Number  
800-834-0064**

This is the 24-hour dispatch number for the Park Police. You may want to jot this number down and stuff it in your wallet for future reference. When you've seen someone flying unsafely, this is the number to call if the flyer refuses to abide by the field rules.

**Change Of Address**

If you need your newsletter sent to a new address the quickest and easiest way to let me know is through email. Send it to: [webmaster@sgvrcl.org](mailto:webmaster@sgvrcl.org). You can also call me on the phone (626-695-2919) or send a note to the club post office box:

SGVRCL, PO Box 1645  
Duarte, CA 91009

# Schedule of Club Events



## September 2010

## October 2010

## November 2010

**September 11**

Field Work Day  
Whittier Narrows Field

**October 2 and 3**

NMPRA Races  
Whittier Narrows Field

**November 8**

Float Fly - Legg Lake

**September 13**

Float Fly - Legg Lake

**October 11**

Float Fly - Legg Lake

**November 9**

SGVRCL Board Meeting

**September 14**

SGVRCL Board Meeting

**October 12**

SGVRCL Board Meeting

**November 23**

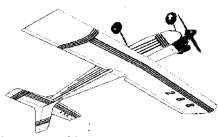

SGVRCL Club Meeting

**September 28**

SGVRCL Club Meeting

**October 26**

SGVRCL Club Meeting



*San Gabriel Valley Radio Control League  
The monthly Newsletter of the*

# INTERFERENCE

SGVRCL  
P. O. Box 1645  
Duarte, CA 91009