

INTERFERENCE

The Newsletter of the San Gabriel Valley Radio Control League

Volume 48 - Issue 8

Celebrating 48 Years of RC Aircraft Modeling

August 2010

News and Notes



President's *ELECTRIC JAMBOREE* Message

Wow, what an event. It was so weird to see all of those planes flying and not hearing anything. It just wasn't right. Throughout the weekend many people expressed their disappointment about the turnout of pilots for the event. I know that Lee was expecting more flyers than what had showed up. For the first time our Club had invited vendors to participate in the event. The Vendors brought everything you could possible want to buy for Electric aircraft. Even displayed many of the planes and helicopters ready to fly.

The events of the day ranged from just having fun flying to getting judged on best acrobatics, a NMPRA E-F1three pole race and a Park Zone two pole foamy race. Plaques were given out to the winners for each event. We concluded the weekend with a raffle for prizes donated by the vendors for pilots and workers that stayed till the end. We raffled off airplanes, a helicopter, a few electric motors, servos, batteries and so much more. The grand prizes were a helicopter with a 2.4 radio and a Duct Fan Jet complete with a 2.4 radio, battery and charger. Your lucky winners were Kim Seligmann for the Helicopter and Raydeen Timpano won the plane. But you know who really will wind up with it. :)

Saturday we also held a silent auction for Norm Louie's airplanes, including some odds and ends donated to the Club by his family. All items were sold and the money will be used and saved for the runway fund. We can't thank the family enough for this donation in his honor and memory.

We would like to express a special thank you to Raydeen Timpano (my wife) for taking on the challenge of providing the food for the weekend. The menu for Saturday included a croissant sandwich or a turkey wrap, chips, cookies and a drink for only \$5.00. Such a deal. Sunday lunch was spiced up a bit with adding a choice of Pizza to the mix. Yum Yum. Your Saturday and Sunday breakfast included coffee and donuts that was served by Larry Chapman. A special thank you to you too Larry. We did not have to take any money out of Club funds for the weekend meals. It paid for itself leaving us with some items to sell at the next event.

I would personally invite each of you to our **Field Work Day**. It will be held on Saturday, September 11, 2010 starting at 8:00 am. We will be doing some maintenance and repairs on bench seats, table tops and repainting

Contents and Contributors

President's Message - <i>by Paul Timpano</i>	1
Ken's Pen - <i>by Ken Meade</i>	2
July Float Fly <i>by Paul Moren</i>	3
July Model of the Month - <i>by Larry Kaneshiro</i>	4

of the Wall. Over all painting will need to be done over the entire Pit area. We need all the help we can get. We will provide all tools needed for this repair day, all you need to bring is YOU.

Paul Timpano

Springs Not Sprung Enough? Could Be!



Ken's Pen

It's Stick time! I bought a beat up patched and dinked old ARF "Tiger Stick" off of Steve at the field – cheap! Since then it's been my semi daily relaxed fun toy. Little investment will be lost when it becomes terminal. But I found that flying it was weird for me. I just didn't feel comfortable since it just wouldn't do consistent timing maneuvers. Too often it was all over the place

while doing maneuvers, requiring aborts. One morning during check out I noticed that when I cycled the elevator the ailerons jittered! And visa versa! Whoa! That's not supposed to happen. I already knew at my age that having a shaky hand and fingers was standard. Especially when under stress. And even if the model is one inch from being trash appearance wise, it's still a pretty tense machine and can fly pretty darn good.

Later during set up and feeling the transmitter sticks carefully, I noticed that around center it was extremely tough to keep from getting that unwanted aileron - while applying the elevator. Hmmmm! So off came the transmitter back cover. It was easy. After finding the little tricky joy stick spring tension adjustments was all the way loose, it only took a moment to reverse that! Now the sticks feel "tight" for lack of a better word. It was what I was looking for, it's now much easier to feel the centering that the springs control. Even with a tired old thumb - what a difference a little spring makes in the flying!

For years I've thought that having tight springs on the joy sticks was a beginner's tool. It somewhat reduces the chance of nervous hands screwing up. And beginners do get nervous! Flying RC you always hear guys say that they enjoy the hobby away from work stress - so they can relax. Well then, how come when I fly that old junky Stick I don't relax? Ha! It's because I just can't stop flying all out to the limit of my ability. You know what I mean, the six inch high low passes down the runway? Upside down? Don't I wish!

The only time for me I don't fly hard is when flying OP's. (Other Peoples!) Common sense prevails then. Don't risk the model any more than absolutely necessary to perform the necessary test tasks. No risk, no stress. So if you don't want any stress while flying – fly OP'S! If that don't work, tighten up those little tiny springs. Then you will be amazed at how easy that low stress six inch pass is! Yeah sure!

Try it awhile. You can always return the adjustment easily, or experiment with just less than max tension. Other Radio adjustments are often easy to do.. Make your Elev/Ail high and low throw rates the same throw - then vary the Expo on each rate. Say 30% on low rate and 50% on high rate on a comfortable total volume. Which one works best for you? Try to focus on Landings. This might be the maneuver that makes you wish you had read my last months suggestions!

Help! On the old Stick I play with, the takeoff's have been all over the runway. It's tail wheel is straight and rolls straight. I use a low rudder rate with expo. The mains are of the flat aluminum type. The wheel alignment look good. 0 toe in, 0 camber. Very little slop and no drag in the wheel bearings. No motor side thrust. Even when holding full up elevator the dang thing just won't go down the runway straight for me! Any suggestion? Shoot it and put it out of it's misery? How about tighten the springs! It works! It's easy to accidentally hit the Rudder when changing power – which you do for sure on take off's. More Expo on the Rudder? You bet. It works too. Dual rate? You bet. How about a 50% rate on low so that the Rudder is very mild on take off. It works too. Check the wheel alignment first, then adjust the controls. The old crappy Stick goes straight down the center line now – like it should. Hurray! It was me all the time. Ugh!

73 (Best Regards) WA6IVD

Ken

June Float Fly

Monday, August 9, 2010 - OK, we started out slow and then the pilots started showing up, all 17 of them. Some on the 72 frequency and the rest on 2.4 frequencies.

Airplane report: Paul Carothers new airplane, a Twin Star converted to water take off was temperamental. It had to be hand launched the first time. We removed the wing floats and it took off the water fine, we moved the battery forward and it tracked nicely.

We had some new/old float flyers; Skip, Ron, Bobby (I don't know their last names), welcome. Don't forget the flight rotation is counter clockwise over the lake. Almost nobody stayed for lunch, we had plenty of food left over; it is all pot-luck. I'm still not sure how to get lunch right.

Our celebrities, Chester Parker and Larry Vossbrink brought their Nitro ICON to test again and the tabs that hold the wing braces ripped and it would not take off, then the rudder quit and it would not come back to shore, we had to rescue it with the boat.

Bottom line! We all had fun. There were no safety instances. Thanks guys for coming and bringing lunch, see you all September 13.

"We Love the Park!"

God Bless Norman Louie!

Paul J. Moren

**Your content
could be here!**

Put another candle on
the cakes of these

Birthday Pilots

Terry Mills	5
Carl Balmer	10
Robert Davey	13
Paul Timpano	22
Skip Adams	22
Jay Millard	23
Michael L. Butterworth	28
Ronald Johnson	28
Neal Smiley	31

**Your content
could be here!**

New Members

No New Members this month.

July Model of the Month



Larry Kaneshiro with his Golden Era 60

A few words from our July Model of the Month Winner, Larry Kaneshiro

I saw the Golden ERA 60 in the may 2008 issue of Model Aviation and decided, "I gotta have one."

Much thanks to Ken Mead for explaining to me what a **short kit** is and for showing me how things are done every time I ran into a problem.

Building model airplanes now is a lot different from what I remember as a runny nosed, barefoot kid growing up in Hawaii. It used to be tissue and dope while getting high on the glue. No wonder it felt so goood when I was building model airplanes.

The plane is powered by an OS61 with Hitec servos and mostly Dubro hardware. It weighs just about 9 lbs empty. I'm using an Airtronics 8000 transmitter.

Thanks again to Ken for checking it out for me. Thank the Lord for our flying field!. Hard to believe Norm is not with us anymore. Sometimes I still expect him to pop up with that extra cup of coffee in his hand.

Larry Kaneshiro

LNR Toys
RADIO CONTROLLED

Richard Correa
(562) 242-8071

ebay <http://shop.ebay.com/merchant/LNRtoys>

R/C PLANES / CARS / HELIS / & BOATS

ROBIN'S HOBBYS

1844 W. Glenoaks Blvd.
Glendale, CA 91201
Mon. Thru Sat. 10AM - 7PM

Bus (818) 240-2093
Fax (818) 240-0815
www.robinsracingworld.com

Pegasus HOBBIES

CARS • PLANES • HELICOPTERS
JETS • GAS CARS • BOATS • MODELS
TRAINS • COMICS • GAMES • CARDS • KITES

909-982-6507 (GAMES & COMICS) **909-931-4872**

Sun noon-5 / M-F 11-7 / Sat 10-6
HOBBY SUPERSTORE Open 7 Days

5515 Moreno Blvd.
Montclair, CA 91763
www.pegasushobbies.com

COVINA HOBBY CENTER
Simply Everything for...

Radio Control - Planes, Cars, Boats, Gliders, Free Flight
U-Control, Plastics, Military, Rockets, Trains HO,N
Ace, Futaba, Airtronics, Sig, OS, Super Tiger, Monokote, DuBro, Xacto

140 North Citrus, Covina, CA 91723
Telephone: 626-331-1910
Mon-Thur: 11-6 Fri: 11-7:30 Sat: 11-6 Sun: 11-4

Hobby People®

www.hobbypeople.net

DISCOUNT HOBBY STORES

AUGUST 2010
Club Newsletter
Specials
Valid in stores only.
Not valid on line.

Attention All Club Members!

We're Having A **Store-Only SALE!**

Deep-Cut Sale Prices On:
 Airtronics, Magnum, BH Models, Great Planes & More! Too many to list them all! Come visit a Hobby People store near you and see!

AERO SPORT HALF PRICE!

Aero Sport 5-Ch 2.4GHz Radio TX+RX
 (Compatible with Airtronics FHSS-1)
 No. 438140
Regularly \$99.99



August Store Sale 49⁹⁹



Save up to \$100.00!

Item No.	Description	Regular Price	Discount Price	August Sale Price	You Save \$\$\$
Airtronics					
751650	SD-5G 2.4G 5-Ch Computer Radio - Air SD5G	129.99	99.99	99.99	30.00
751750	SD-10G 10-ch 2.4G Tx w/10-ch Rx (No Sx) SD10G	499.99	439.99	439.99	60.00
474502	94802 Sub-Micro Digital BB Servo	36.99	29.99	29.99	7.00
474551	94851 Digital Hi-Power BB MG Servo	55.99	45.99	45.99	10.00
BH Models					
159558	J-3 Cub 120 ARF (20-23cc Gas)	399.99	299.99	299.99	100.00
159559	T-28 Trojan 120 ARF w/Retracts (20-23cc Gas)	499.99	429.99	429.99	70.00
159570	Blade 46 Sport Deluxe ARF (Oracover)	159.99	129.99	129.99	30.00
159571	Sprinter 46 GP/EP Deluxe Mid-Wing Sport ARF	149.99	119.99	119.99	30.00
159573	Ryan STA 46 ARF (Oracover)	269.99	199.99	199.99	70.00
Great Planes					
703894	ElectroStik EP 50" ARF	114.99	99.99	99.99	15.00
Hobby People Models					
118160	11.1V 2200mAh 20C LiPo Battery Pack w/T-Conn	29.99	14.99	14.99	15.00
163115	Mystery EP Heli RTF CCPM w/2.4G Radio	169.99	139.99	139.99	30.00
Magnum Engines					
237430	Glow Starter - Standard w/Battery/Charger	18.99	9.99	9.99	9.00
210756	XLS 46 Two Stroke RC Engine (RNV)	79.99	69.99	69.99	10.00
210851	XL 52 RFS Blue R/C 4-Stroke Engine	159.99	129.99	129.99	30.00
210868	XL 91 RFS Blue R/C 4-Stroke Engine	199.99	169.99	169.99	30.00
Phase 3					
107311	EF-16 EDF Foam Kit - No Motor/Fan/ESC	59.99	43.99	43.99	16.00
107318	P-40 EP w/Retracts & Brushless System RR	189.99	159.99	159.99	30.00
Global ARF by VQ					
159867	Stick 46/EP Sport w/Battery Hatch	119.99	99.99	99.99	20.00
Walkera					
660110	Lama 400 Large Dual-Rotor EP Heli - RTF	239.99	199.99	199.99	40.00

Stores Near You!

- See *and* touch
- Expert help!

Hobby People® DISCOUNT HOBBY STORES CALIFORNIA:

- | | |
|-----------------|-------------|
| Camarillo | Chino Hills |
| El Cajon | Encino |
| Fountain Valley | Hesperia |
| Lake Forest | Lakewood |
| Lawndale | Murrieta |
| Orange | Pasadena |
| Riverside | Redlands |
| Santa Clarita | San Diego |

NEVADA:

- Las Vegas East
- Las Vegas North

For store info, call:

1-866-HOBBY-4-U

NITROPLANES.COM



4CH. RAFALE 3D RC JET

- Wingspan: 660mm (26 in)
- Length: 1000mm (39.4 in)
- Flying Weight: 610g (21.5 oz)
- Drive System: 64mm Ducted Fan (Powerful Outrunner Brushless Motor)
- Servo: 3X 9g high speed micro servos
- Speed Controller: 25 Amp Brushless Speed Control
- Battery: 11.1V 1300mah 20CLi-Polymer




2.4GHZ 4CH F-4E PHANTOM

- Ready-To-Fly Right From the Box (Assembly Within Minute)
- Fully Proportional Elevator, Rudder and Throttle Controls
- Includes 4Ch Transmitter, Receiver, Servos, Battery & Charger
- Include Powerful Brushless Motor
- Durable Fuselage and Wings Construction
- Easy to Learn for Beginners & Fun to Fly for experienced Flyer.









JOLLY ROGER F4 PHANTOM JET

Brushless Upgrade!!

- Transmitter: 4CH
- Receiver: 6CH
- Servo: 9g X 5
- ESC: 45A
- Battery: 14.8V/2100MAH/20C Lipo Battery
- Wing Span: 720mm (28.3inches)
- Flying Weight: 850g (29.9ounces)
- Length: 1100mm (43.3inches)


EXCEED-RC F-22 RAPTOR

- Wingspan: 693mm (27")
- Length: 1000mm (40")
- Flying Weight: 900g
- Wing area: 15dm²
- Wing Load: 60g/dm²
- 50 gram servos
- 70MM Ducted fan

Motor: Powerful 2836 inner runner brushless motor and 45A ESC 5A UBEC
 Battery : 2200Mah, 14.8V, 15C




Order Online at WWW.NITROPLANES.COM OR BY PHONE

Sale Line 1- (626) 968-9860
 Sale Line 2 - (626) 802-5570
 Fax: (626) 968-9830

Office Hour is M-F 12PM-7PM PST
 Address: 13240 Amar Rd., City of Industry, CA 91746



2009 CLUB OFFICERS

President: PAUL TIMPANO

562-631-8936 rpmtimpano@verizon.net

Vice-President: JIM PATTON

909-395-6769 jamespatton@ups.com

Secretary: TED HOLDREDGE

562-425-8924 twholdredge@aol.com

Treasurer: STEVE LOPEZ

562-908-4429 Email.SteveLopez@verizon.net

Past President: MARK MELVIN

626-638-3251 sgvrcleditor@earthlink.net

Contest Coordinator: GARY GLASBAND

562-896-5511 gary_glasband@verizon.net

Sergeant of Arms: FRANK WALTHER

562-908-5995 frankjulia@earthlink.net

Field Marshall: JERRY SWAIM

626-967-9920 rcflie1@gmail.com

Safety Cordinator: JAY MILLARD

562-696-1413 jaynjea@gmail.com

Newsletter: JERRY NIELSEN

626-695-2919 webmaster@sgvrcl.org

Membership: KIM SELIGMANN

626-334-4642 ka1wcc@yahoo.com

Haberdasher: FELIX CERVANTES

626-572-8044 felixc1930@yahoo.com

Refreshments: LARRY CHAPMAN

626-338-3859 jan_2468@yahoo.com

Member At Large: PAUL MOREN

323-256-0519 m-pmoren@sbcglobal.net

CLUB WEB PAGE ON THE INTERNET

<http://www.sgvrcl.org>

Club members and newsletter readers are welcome to join our e-mail list. Sign up at:
<http://groups.yahoo.com/group/sgvrcl>

NEW MEMBERS

New members are welcome and encouraged to join the SGVRCL, Inc. Please contact club Membership Chairman Kim Seligmann. His contact information is in the list to the left.

MEETING INFORMATION

Business Meeting

2nd Tuesday of the month: 7:00 p.m.

General Membership Meeting

4th Tuesday of the month: 7:30 p.m.

Note: There is no December General Membership Meeting!

CLUB MEETING LOCATION

The club has a new location for all club meetings. Sincere thanks go to Bob Chase for arranging the use of the El Monte Airport Administration building our meetings. This new building, which has conditioning and heating, is a first class venue our club meetings.

The building is located smack dab in the center the airport off of Santa Anita Ave. Look for the building

R/C Flight Instructors

Chief-Instructor:

Ken Meade (626) 282-1461

Skip Adams (818) 652-6806

Jim Seely (562) 692-4680

Carl Balmer (714) 827-4164

Lynn Burks (909) 860-5451

Felix Cervantes (626) 572-8044

Larry Chapman (626) 338-3859

Steve Lopez (562) 908-4429 (Helicopter Instructor)

Board Meeting Minutes

in order to save space in the newsletter, a copy of the minutes of last month's board meeting has been put online at sgvrcl.org/boardmeeting.pdf

Model of the Month Contest

Now that we have acquired such a nice room to hold our meetings, let's keep it that way by making sure that the models we bring to our meetings have their fuel lines capped off and are drip free of oil. The last thing we need to do is wear out our welcome by leaving drip spots behind!

**Park Police Dispatch Number
800-834-0064**

This is the 24-hour dispatch number for the Park Police. You may want to jot this number down and stuff it in your wallet for future reference. When you've seen someone flying unsafely, this is the number to call if the flyer refuses to abide by the field rules.

Change Of Address

If you need your newsletter sent to a new address the quickest and easiest way to let me know is through email. Send it to: webmaster@sgvrcl.org. You can also call me on the phone (626-695-2919) or send a note to the club post office box:

SGVRCL, PO Box 1645
Duarte, CA 91009

Schedule of Club Events



July 2010

August 2010

September 2010

July 10
Club Fun Fly
Whittier Narrows

August 9
Float Fly - Legg Lake

September 11
Field Work Day
Whittier Narrows Field

July 12
Float Fly - Legg Lake

August 10
SGVRCL Board Meeting

September 13
Float Fly - Legg Lake

July 13
SGVRCL Board Meeting

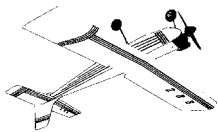
August 14 & 15
Electric Jamboree
Whittier Narrows

September 14
SGVRCL Board Meeting

July 27
SGVRCL Club Meeting

August 24
SGVRCL Club Meeting

September 28
SGVRCL Club Meeting



*San Gabriel Valley Radio Control League
The monthly Newsletter of the*

INTERFERENCE

SGVRCL
P. O. Box 1645
Duarte, CA 91009